

Chronic Diarrhea Study Information MSU-CVM

Veterinarian Name: _____

• Patient History

Owner Name: _____

- How long has patient been ill?
- Other animals in the household?
 - Any of them ill?
- Vaccination history?
- Any chronic conditions?
- Maintenance meds (heartworm, flea/tick, etc)?
- Change in water consumption?
- Change in urination?
- Change in household environment (remodeling, guests, new pets)?
- Previous treatment? If so, what?
 - Response?
- Travel history?
- Diarrhea affecting owners?

Dog Name/Breed/Sex/Age: _____

• Diarrhea

- Duration of diarrhea: _____
- Continuous or intermittent (circle one)
 - Length of episode: _____
 - Frequency of episodes: _____
- Inciting factors (dietary indiscretion, stress, travel, noise, etc)
- When having diarrhea:
 - Stools per day?
 - Blood?
 - Frank (hematochezia) or digested (melena)
 - Mucus?
 - Tenesmus/straining?
 - Stools bulky?
 - Stools thin?
 - Stool color normal for pet?
 - Color?
 - Accidents in house?
 - How often?
 - Volume:
 - Decreased
 - Normal
 - Increased
 - Fecal consistency score (see attached *Waltham* scoring chart):

1	1.5	2	2.5	3	3.5	4	4.5	5
---	-----	---	-----	---	-----	---	-----	---
- Classification of diarrhea (circle the appropriate answer):
 - Small bowel
 - Large bowel
 - Mixed

- **Appetite** (circle the appropriate answer):

- Greatly increased
- Slightly increased
- Normal
- Slightly reduced
- Greatly reduced
- None

- **Weight loss?**





- If so, how much?
- Body condition score (see attached *Purina* chart). Circle: 1 2 3 4 5 6 7 8 9

- **Vomiting?**

- If so:
 - Days/week
 - Associated with eating?
 - Character

- **Diet**

- Type (circle the appropriate answer):
 - Commercial– brand?
 - Is it dry food, canned food, or a mixture of dry & canned?
 - Homemade?
 - Cooked?
 - Raw?
- How much?
 - Ad lib vs restricted
 - Measured?
 - Times/day and by whom?
- How long has the food been fed?
- When last changed?
- How often changed?
- How often fed? How much food is actually eaten?

<p>Grade 1 Hard dry and crumbly; 'Bullet-like'</p>		<p>Grade 1.5 Hard and dry</p>		<p>Grade 2 Well formed; does not leave a mark when picked up; 'kickable'</p>	
<p>Grade 2.5 Well formed, with a slightly moist surface, which leaves a mark when picked up; almost sticky to touch</p>		<p>Grade 3 Moist beginning to lose form, leaving a definite mark when picked up</p>		<p>Grade 3.5 Very moist, but still has some definite form</p>	
<p>Grade 4 The majority, if not all the form is lost; poor consistency; viscous</p>		<p>Grade 4.5 Diarrhoea, with some areas of consistency</p>		<p>Grade 5 Watery diarrhoea</p>	



BODY CONDITION SYSTEM

TOO THIN	1	Ribs, lumbar vertebrae, pelvic bones and all bony prominences evident from a distance. No discernible body fat. Obvious loss of muscle mass.	}		1
	2	Ribs, lumbar vertebrae and pelvic bones easily visible. No palpable fat. Some evidence of other bony prominence. Minimal loss of muscle mass.			2
	3	Ribs easily palpated and may be visible with no palpable fat. Tops of lumbar vertebrae visible. Pelvic bones becoming prominent. Obvious waist and abdominal tuck.			3
IDEAL	4	Ribs easily palpable, with minimal fat covering. Waist easily noted, viewed from above. Abdominal tuck evident.	}		4
	5	Ribs palpable without excess fat covering. Waist observed behind ribs when viewed from above. Abdomen tucked up when viewed from side.			5
TOO HEAVY	6	Ribs palpable with slight excess fat covering. Waist is discernible viewed from above but is not prominent. Abdominal tuck apparent.	}		6
	7	Ribs palpable with difficulty; heavy fat cover. Noticeable fat deposits over lumbar area and base of tail. Waist absent or barely visible. Abdominal tuck may be present.			7
	8	Ribs not palpable under very heavy fat cover, or palpable only with significant pressure. Heavy fat deposits over lumbar area and base of tail. Waist absent. No abdominal tuck. Obvious abdominal distention may be present.			8
	9	Massive fat deposits over thorax, spine and base of tail. Waist and abdominal tuck absent. Fat deposits on neck and limbs. Obvious abdominal distention.			9

The BODY CONDITION SYSTEM was developed at the Nestlé Purina Pet Care Center and has been validated as documented in the following publications:
 Mawby D, Bartges JW, Moyers T, et. al. *Comparison of body fat estimates by dual-energy x-ray absorptiometry and deuterium oxide dilution in client owned dogs.* *Compendium* 2001; 23 (9A): 70
 Laflamme DP. *Development and Validation of a Body Condition Score System for Dogs.* *Canine Practice* July/August 1997; 22:10-15
 Kealy, et. al. *Effects of Diet Restriction on Life Span and Age-Related Changes in Dogs.* *JAVMA* 2002; 220:1315-1320
 Call 1-800-222-VETS (8387), weekdays, 8:00 a.m. to 4:30 p.m. CT

